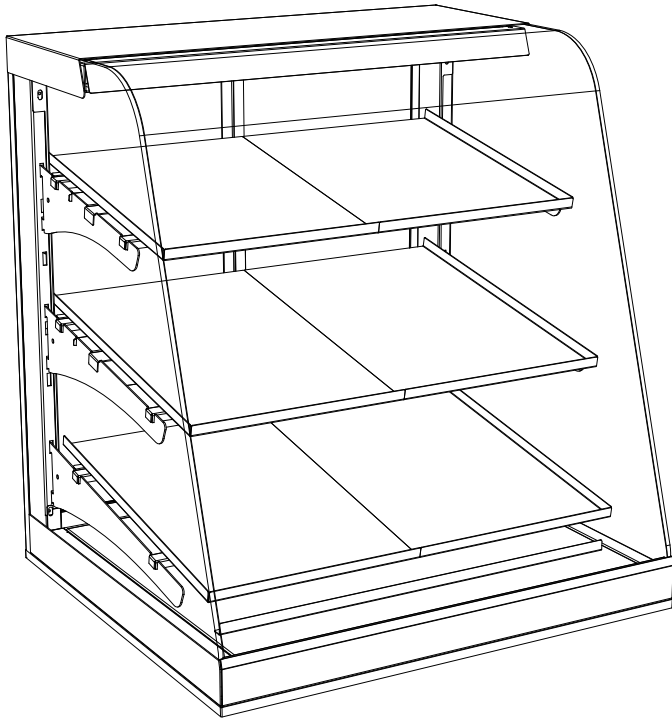


Impulse!TM
S E R I E S

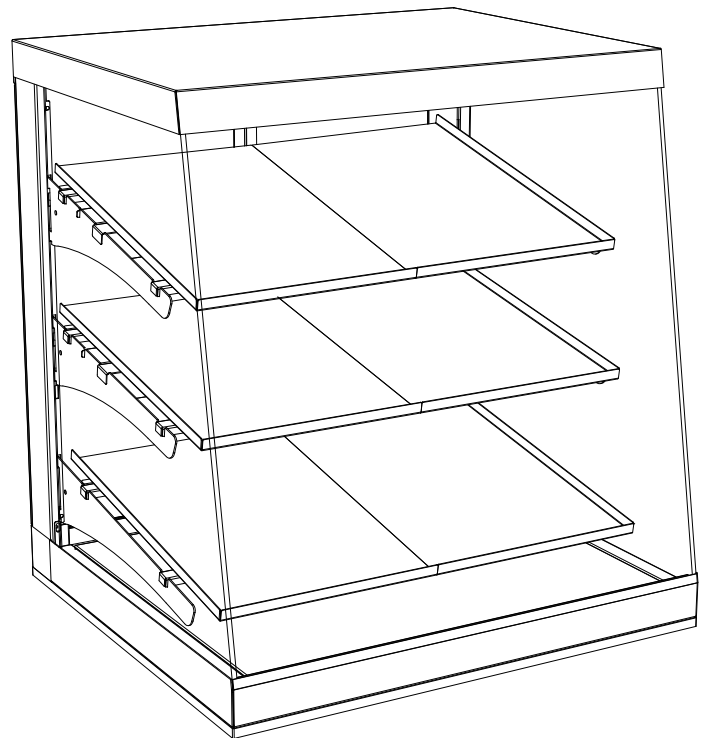
INSTALLATION & OPERATING MANUAL

PN 54151

SERVICE COUNTERTOP MERCHANDISE DISPLAY UNITS



**Model CGC2830
(Curved Front Glass)**



**Model CGS2830
(Straight Front Glass)**

| | |
|---------------|-------------------------|
| Model CGC2830 | 28 "L x 25"D x 30 1/2"H |
| Model CGC3830 | 38 "L x 25"D x 30 1/2"H |
| Model CGS2830 | 28 "L x 25"D x 30 1/2"H |
| Model CGS3830 | 38 "L x 25"D x 30 1/2"H |



Structural

Concepts

888 E. Porter Road · Muskegon, MI 49441 Phone: 231.798.8888 Fax: 231.798.4960 www.structuralconcepts.com

TABLE OF CONTENTS

| | |
|---|-----|
| OVERVIEW AND WARNINGS | 3 |
| START-UP AND OPERATION | 4-5 |
| LIGHTING | 6 |
| SERIAL LABEL LOCATION & INFORMATION LISTED / TECH INFO & SERVICE..... | 7 |
| TROUBLESHOOTING | 8 |
| CLEANING SCHEDULE | 9 |
| WARRANTY | 10 |
| TECHNICAL SERVICE | 11 |

OVERVIEW AND WARNINGS

OVERVIEW

This merchandiser is designed for the display of non-hazardous, unpackaged bakery products (per NSF Std. 2 – 1999) in ambient conditions.



WARNING
Risk of Electric Shock.
Disconnect Power Before Servicing Unit

CAUTION
Lamps have been treated to resist breakage and must be replaced with a similarly treated lamp.

START-UP AND OPERATION

Set-Up

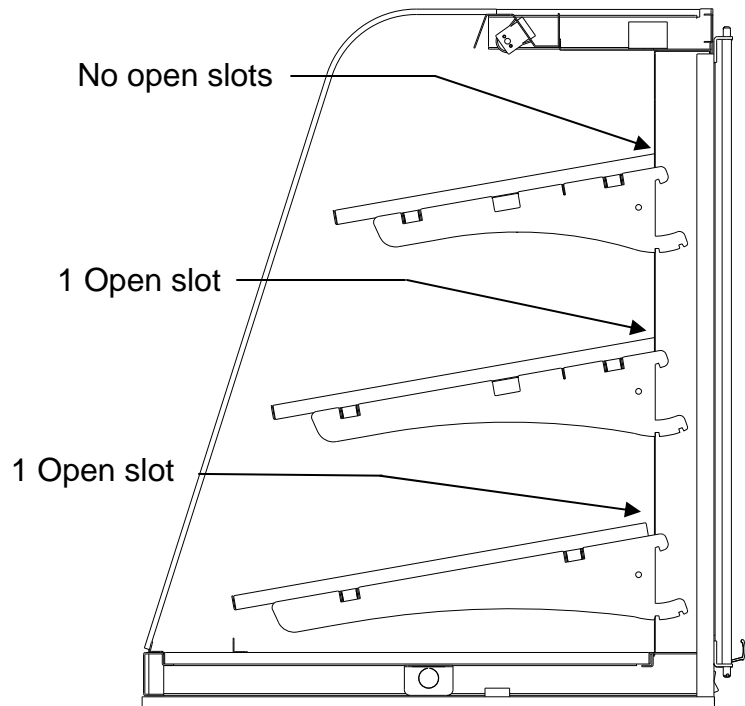
- Remove case from skid.
- Before placing case on counter, determine if the case will be merchandized as a front-mounted case or a rear mounted case.
- This is important because the base spacer must be installed to the bottom of the case; the base spacer has a notch in it for the power cord depending on the direction the case is facing on the counter.
- See spacer installation procedure on page 5.

Standard Shelf Set-Up

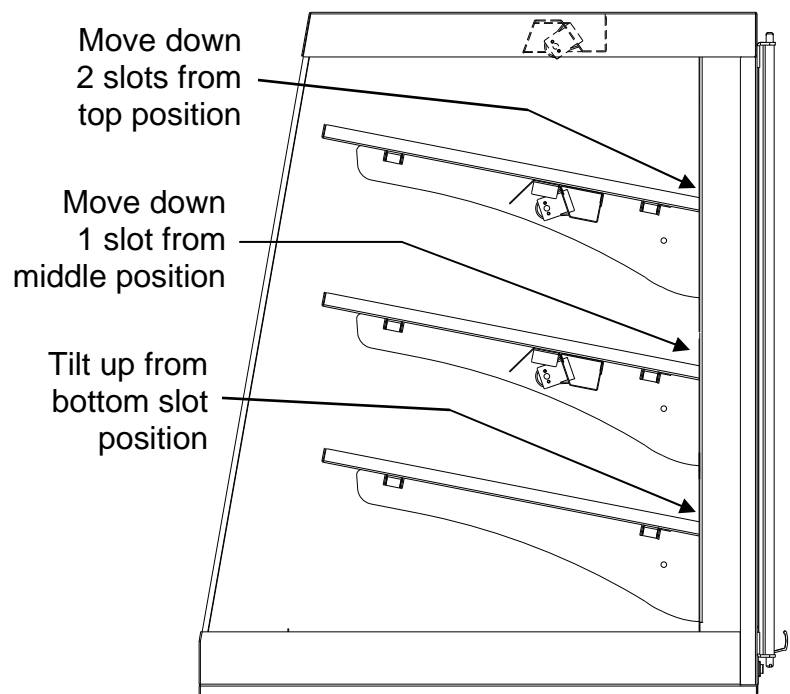
- Shelves may be positioned in the down position so the case can be merchandised as a full service case.
- Notch on the base spacer faces the rear of the case.

Optional Shelf Set-Up

- The shelves may be positioned in the up position. This will allow the case to be turned around and be merchandised from a rear mounted position.
- Notch on the base spacer must face the direction in which the cord exits the base.



Standard Shelf Set-Up



Optional Shelf Set-Up

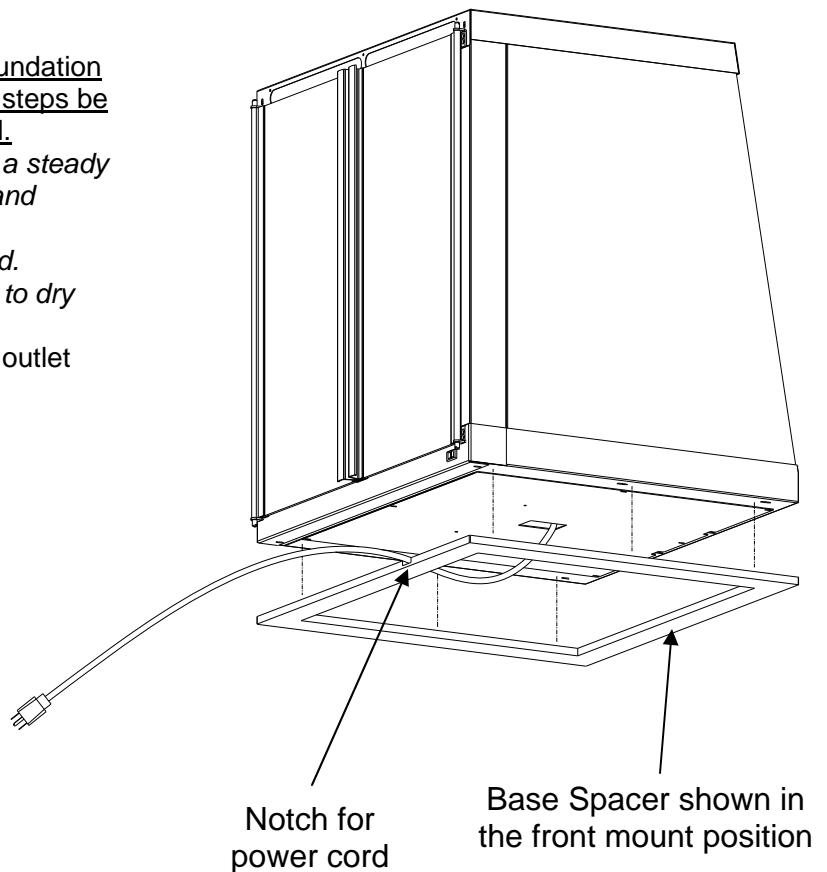
Setup

Locate base spacer in location to put case (Cord notch to be in direction of cord to exit).

- Sit case on spacer carefully routing power cord thru notch.
- Remove inside deck pan and fasten base to spacer with

Removing of Decking

- Decking is removable by lifting with finger hole.
- **Note:** The National Sanitation Foundation (NSF®) requires the following two steps be done before this case can be used.
 1. *After case is in position, apply a steady bead of silicone around the base and counter top.*
 2. *Apply silicone to notch around cord.*
- *Allow 24 hours for the silicone to dry before using the case.*
- Plug cord into a certified electrical outlet with ground.



Note: Illustration above may not reflect every feature or option of your particular case.

LIGHTING

Lighting

Warning! Disconnect power before providing maintenance and service to unit.

Caution: Lamps have been treated to resist breakage and must be replaced with similarly treated lamps.

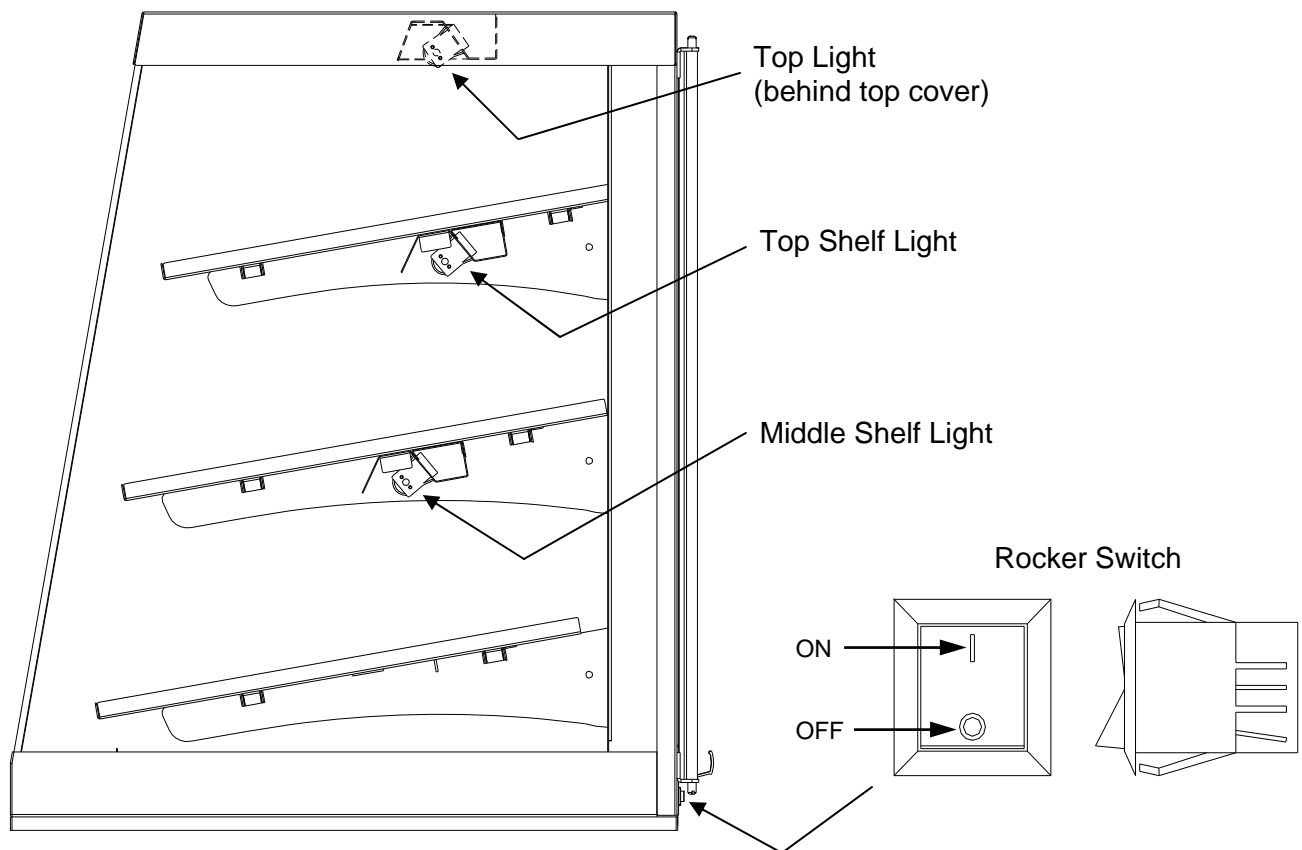
- Startup: Turn lights' "Rocker Switch" on, (switch location is below doors).
- The lights should illuminate immediately. However, first time lighting may require a short warm-up period for the bulbs.
- Slight dimness or flickering of new bulbs is normal.

Removal of lamp:

- Rotate lamp (1/4-turn) either direction to disengage (upper or lower) pins/contacts from lamp-mounting sockets.
- Remove bulb by applying even pressure from back side at the bulb ends and pulling the remaining contact from sockets.




Installation of lamp:

- Align pins with slot.
- Insert pins into socket by rotating the bulb 1/4-turn to secure either the (upper or lower) pin contacts into the sockets.
- Rotate remaining bulb contacts (1/4-turn) into remaining lamp mounting socket contacts.






Serial Label Location & Information Listed / Technical Information & Service

- Serial labels are located near the electrical access on your case.
- Serial labels contain electrical, temperature & refrigeration information, as well as regulatory standards to which the case conforms.
- For additional technical information and service, see the *TECHNICAL SERVICE* page in this manual for instructions on contacting Structural Concepts' Technical Service Department.
- See images below for samples of both refrigerated and non-refrigerated serial labels.

| | | | |
|---|--|--|--|
|  <p>888 E. Porter Rd · Muskegon, MI 49441</p> | |  <p>MODEL HV74RSS SCROLL SERIAL NO.</p> | |
| <p>FOR PARTS AND SERVICE CALL 1-800-433-9489</p> | | | |
|  <p>3048256</p> | | <p>ELECTRICAL RATING 120/1/60 24A REFRIGERANT R404A AMOUNT ?? OZ DESIGN PRESSURE HIGH 450 LOW 200 MINIMUM CIRCUIT 30A MAXIMUM OVERCURRENT 30A</p> | |
| <p>CONFORMS TO UL STD 471 CONFORMS TO NSF STD 7 CERTIFIED TO CAN/CSA STD C22.2 NO 120</p> | | | |
| <p>Super Heat Temp 8-10°F BTUH Requirements 9,738 BTUH @ 20° F SST Defrost 6 defrosts per day, 45° F termination, 45 min. failsafe</p> | | | |

----- Sample Serial Label For Refrigerated Case -----

| | | | |
|--|--|---|--|
|  <p>888 E. Porter Rd · Muskegon, MI 49441</p> | |  <p>PC5682 txtRemote txtSerialNumber</p> | |
|  <p>3048256</p> | | <p>120 VOLTS 60 HZ SINGLE PHASE 1.84AMP</p> | |
| <p>CONFORMS TO UL STD 65 CERTIFIED TO CAN/CSA STD C22.2 NO 120</p> | | <p>FOR PARTS OR SERVICE CALL STRUCTURAL CONCEPTS AT 1-800-433-9489</p> | |
| | | <p>SAMPLE ONLY</p> | |

----- Sample Serial Label For Non-Refrigerated Case -----

TROUBLESHOOTING

| | |
|--------------------------------|---|
| Case Lights Not Working | Check bulbs for proper installation and connection. |
| | Check for burned out bulbs. |
| | Clean dirt and dust from the bulbs to prevent flickering. |
| System is not Operating | Confirm the utility power is on. |
| | Check the circuit breaker box for tripped circuits. |

CLEANING SCHEDULE

| Cleaning | Daily | Weekly | Monthly | Task |
|---------------------|-------|--------|---------|--|
| Clean Case Exterior | X | | | Clean all case exterior surfaces with a household or commercial glass cleaner and a soft cloth. |
| Clean Case Interior | X | | | Clean the interior case deck and shelving surfaces with damp cloth. |
| | X | | | <p>Stainless Steel Deck Surface:</p> <ul style="list-style-type: none"> • Wash with a solution of hand dishwashing liquid detergent and water; or a solution of baking soda and water. Rinse and polish dry with paper towel or soft cloth. • Never use scouring powders or steel wool as they will scratch stainless steel. • Brighten by polishing with a cloth dipped in vinegar or in ammonia; sprinkle baking soda on sponge and rub gently; rinse. Polish dry with paper towel. • Remove streaks or heat stains from stainless steel by rubbing with club soda. |

WARRANTY

All sales by Structural Concepts Corporation (SCC) are subject to the following limited warranty. "Goods" refers to the product or products being sold by SCC.

Warranty; Remedies; Limitations. SCC warrants that if any Goods are found by an authorized representative of SCC not to be of good material or workmanship within one year of the date of shipments SCC will, at its option after inspection by an authorized representative, replace any defective Good or pay the reasonable cost of replacement for any such defective Goods, provided that written notice of the defect is given to SCC within 30 days of the appearance of such defect. If notice is not given within such period, any claim for breach of warranty shall be conclusively deemed to have been waived and SCC shall not be liable under this warranty. If SCC is unable to repair or replace the defective Goods, SCC shall issue a credit to the Purchaser for all or part of the purchase price, as SCC shall determine. The replacement or payment in the manner described above shall be the sole and exclusive remedy of Purchaser for a breach of this warranty. If any Goods are defective or fail to conform to this warranty, SCC will furnish instructions for their disposition. No Goods shall be returned to SCC without its prior consent.

SCC's liability for any defect in the Goods shall not exceed the purchase price of the Goods. SCC SHALL HAVE NO LIABILITY TO PURCHASE FOR CONSEQUENTIAL DAMAGES OF ANY KIND WHATSOEVER, INCLUDING, BUT NOT LIMITED TO, PERSONAL INJURY, PROPERTY DAMAGE, LOST PROFITS, OR OTHER ECONOMIC INJURY DUE TO ANY DEFECT IN THE GOODS OR ANY BREACH OF SCC, SCC SHALL NOT BE LIABLE TO THE PURCHASER IN TORT FOR ANY NEGLIGENT DESIGN OR MANUFACTURE OF THE GOODS, OR FOR THE OMISSION OF ANY WARNING THEREFROM.

SCC shall have no obligation or liability under this warranty for claims arising from any other party's (including Purchaser's) negligence or misuse of the Goods or environmental conditions. This warranty does not apply to any claim or damage arising for or caused by improper storage, handling, installation, maintenance, or from fire, flood, accidents, structural defects, building settlement or movement, acts of God, or other causes beyond SCC's control.

Except as expressly stated herein, SCC makes no warranty, express, implied, statutory or otherwise as to any parts or goods not manufactured by SCC. SCC shall warrant such parts or Goods only (I) against such defects, (II) for such periods of time, and (III) with such remedies, as are expressly warranted by the manufacturer of such parts or Goods. Notwithstanding the foregoing, any warranty with respect to such parts or Goods and any remedies available as a result of a breach thereof shall be subject to all of the procedures, limitations, and exclusions set forth herein.

THE WARRANTIES HEREIN ARE IN LIEU OF ALL WARRANTIES, EXPRESS, IMPLIED, STATUTORY, OR OTHERWISE. IN PARTICULAR, SCC MAKES NO WARRANTY OF MERCHANTABILITY OR FITNESS FOR A PARTICULAR PURPOSE.

No representative, agent or dealer of SCC has authority to modify, expand, or extend this Warranty, to waive any of the limitations or exclusions, or to make any different or additional warranties with respect to Goods.

Period of Limitations. No claim, suit or other proceeding may be brought by Purchaser for any breach of the foregoing warranty or this Agreement by SCC or in any way arising out of this Agreement or relating to the Goods after one year from the date of the breach. In the interpretation of this limitation on action for a breach by SCC, it is expressly agreed that there are no warranties of future performance of the goods that would extend that period of limitation herein contained for bringing an action.

Indemnifications. Purchaser agrees to indemnify, hold harmless, and defend SCC if so requested, from any and all liabilities, as defined herein, suffered, or incurred by SCC as a result of, or in connection with, any act, omission, or use of the Goods by Purchaser, its employees or customers, or any breach of this Agreement by Purchaser. Liabilities shall include all costs, claims, damages, judgments, and expenses (including reasonable attorney fees and costs).

Remedies of SCC. SCC's rights and remedies shall be cumulative and may be exercised from time to time. In a proceeding or action relating to the breach of this Agreement by Purchaser, Purchaser shall reimburse SCC for reasonable costs and attorney's fees incurred by SCC. No waiver by SCC of any breach of Purchaser shall be effective unless in writing nor operate as a waiver of any other breach of the same term thereafter. SCC shall not lose any right because it has not exercised it in the past.

Applicable Law. This Agreement is made in Michigan and shall be governed by and interpreted according to Michigan law. Any lawsuit arising out of this Agreement or the Goods may be handled by a federal or state court whose district includes Muskegon County, Michigan, and Purchaser consents that such court shall have personal jurisdiction over Purchaser.

Miscellaneous. If any provision of this Agreement is found to be invalid or unenforceable under any law, the provision shall be ineffective to that extent and for the duration of the illegality, but the remaining provisions shall be unaffected. Purchaser shall not assign any of its rights nor delegate any of this obligations under this Agreement without prior written consent of SCC. This Agreement shall be binding upon and inure to the benefit of SCC and Purchaser and each of their legal representatives, successors and assigns.

SCC warrants its products to be free of defects in materials and workmanship under normal use and service for a period of one (1) year from the date of delivery.

This warranty is extended only to the original purchaser for use of the Goods. It does not cover normal wear parts such as plastic tongs, tong holders, tong cables, bag holders, or acrylic dividers.

General Conditions. All service labor and/or parts charges are subject to approval by SCC. Contact the Customer Service Department in writing or call 231-798-8888.

All claims must contain the following information: (1) the model and serial code number of the equipment; (2) the date and place of installation; (3) the name and address of the agency which performed the installation; (4) the date of the equipment failure; and (5) a complete description of the equipment failure and all circumstances relating to that failure.

Once the claim has been determined to be a true warranty claim by SCC's Customer Service Department, the following procedure will be taken: (1) replacement parts will be sent at no charge from SCC on a freight prepaid basis; (2) reimbursement for service labor will be paid if the following conditions have been met— (a) prior approval of service agency was awarded from the Customer Service Department; and (b) an itemized statement of all labor charges incurred is received by the Customer Service Department. The cost of the service labor reimbursement will be based on straight time rates and reasonable time for the repair of the defect.

If problems occur with any compressor, notify SCC's Customer Service Department immediately. Any attempt to repair or alter the unit without prior consent from the Customer Service Department will render any warranty claim null and void. This warranty and protection plan does not apply to any condensing unit or any part thereof which has been subject to accident, negligence, misuse, or abuse, or which has not been operated in accordance with the manufacturer's recommendations or if the serial number of the unit has been altered, defaced, or removed.

Limit of Liability. The limit of liability of SCC toward the exchange cost of the original condensing unit, F.O.B. SCC, Norton Shores, MI, of each motor-compressor assembly replaced during the warranty shall not exceed manufacturer's current established wholesaler's exchange price and in no case shall the labor of removing or replacing the motor-compressor or parts thereof be the responsibility of SCC.

**STRUCTURAL CONCEPTS CORPORATION
TECHNICAL SERVICE DEPARTMENT
1.800.433.9489**